



VERSATILE TRANSPORT EQUIPMENT
VERSATRAN

RETRIEVER

6T - 15T - 20T

Versatile Transport Solutions

With three models to choose from and multiple chassis options, the Versatran Retriever line of transport trucks provide unmatched flexibility and versatility. The No-Idle system reduces wear and tear on the truck and the Retriever features the lowest height deck and lowest loading angle in its class.



Retriever 15T shown with an International chassis and loaded with a Mobile Drill B-57. Other chassis and bed configurations available.



rigsourceinc.com | info@rigsourceinc.com | 630.365.1649



Multiple units available from Rig Source for Rent, Sale, or Lease

Retriever Models:



Versatran 6T


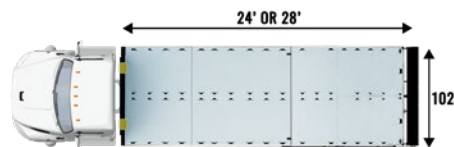

- No CDL Required - Class 6 Chassis
- Up to 12,000lb. Payload Rating for Single Rear-Axle Trucks Depending on Options
- 20' L x 102" W Bed, Single Stage Ramp
- GVWR: 26K

Versatran 15T

- CDL Required
- Up to 30,000lb. Payload Rating for Tandem Rear-Axle Trucks
- 24' or 28' L x 102" W Bed, Single Stage Ramp
- GVWR: 58K

Versatran 20T

- CDL Required
- Up to 40,000 lb. Payload Rating for Tri-Axle Trucks
- 28' or 30' L x 102" W Bed, Single Stage Ramp
- VWR: 70K



No Idle System™



Save fuel when you can load and unload payloads with the truck's engine turned OFF

Innovative Bed Design



Low loading angle and easy controls mean much faster loading and unloading of equipment

Flexibility



One Retriever can cover the work of several different types of trucks giving you unmatched flexibility

Quality



Made in the USA of military-grade components and weatherproof connectors, the Versatran bed system is built to last.

